

How to Sign Up for a Volunteer Event

1. Sign in with your email and password

Welcome to Meals on Wheels Western Michigan volunteer portal!

New Volunteers: Thank you for your interest in volunteering with Meals on Wheels Western Michigan! To begin volunteering, you must first create an account by clicking on the "Create Account" button on the top right corner of this page.

Returning Volunteers: To sign up for open volunteer opportunities, please sign in using your username and password you created during the registration process.


Group Opportunity Volunteers: Please do not use this page. As a group member you have a unique sign in. In order to gain access please contact your event coordinator or a Meals on Wheels Western Michigan Volunteer Department Employee.


Sign in


Email or Username


Next

or


 **Sign in with Google**

 **Sign in with Facebook**





 **Sign in with Apple**

 **Sign in with Microsoft**

2. View upcoming volunteer events



Events My Schedule Kayla Herold ▾ 🔍

Welcome to the Meals on Wheels Western Michigan volunteer portal!

Thank you for your interest in volunteering with Meals on Wheels Western Michigan! Please browse our volunteer opportunities below for what fits your skills and schedule best.




Interested in being a Volunteer Delivery Driver? Please go to your profile, manage affiliations, and select [I am interested in being a driver](#). A member of the volunteer team will reach out to schedule your ride along as part of orientation.

If you have any further questions please reach out to the Volunteer Department at volunteer@mowwm.org
To stay in the loop consider joining our [Volunteer Facebook Group](#) or [signing up for our newsletter!](#)

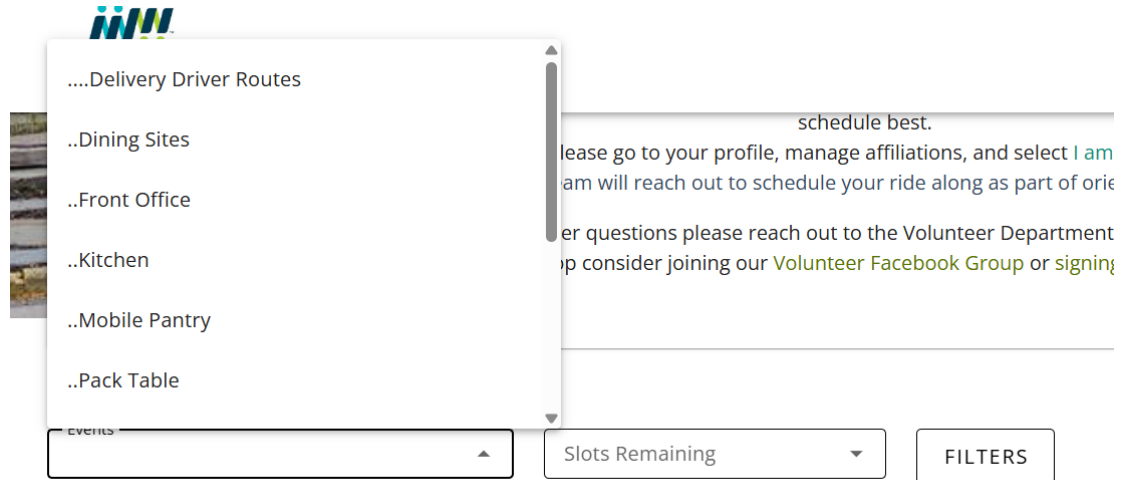
Events ▾

Slots Remaining ▾

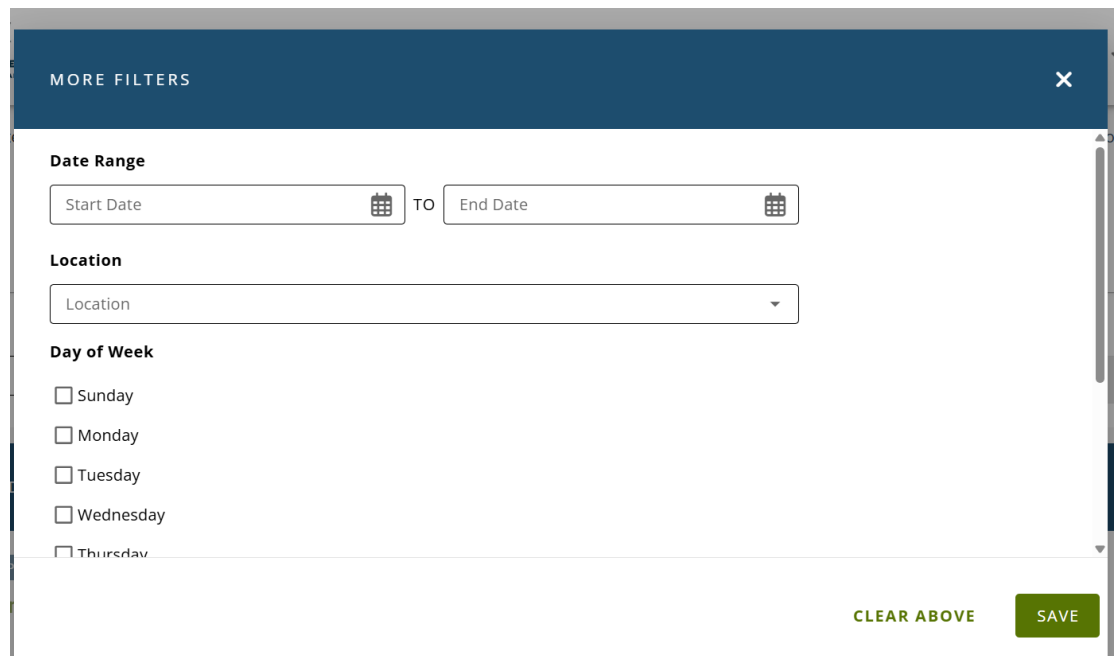
FILTERS

- a. Use the filter to look at a specific type of event (ex: pack table, kitchen, dining site)



- b. There are even additional filters that will let you look at upcoming volunteer opportunities by date range, location, days of the week, and time of day!
- c. Press clear to remove all filters and view all events



3. Change the view

The screenshot shows the top navigation bar with the MOWWM logo, 'Events', 'My Schedule', 'Kayla Herold', and a search icon. A notification box contains the following text: 'Interested in being a Volunteer Delivery Driver? Please go to your profile, manage affiliations, and select I am interested in being a driver. A member of the volunteer team will reach out to schedule your ride along as part of orientation. If you have any further questions please reach out to the Volunteer Department at volunteer@mowwm.org To stay in the loop consider joining our Volunteer Facebook Group or signing up for our newsletter!'. Below the notification are three filter buttons: 'Events', 'Slots Remaining', and 'FILTERS'. To the right of these buttons is a yellow box containing three icons: a list view icon, a map view icon, and a calendar view icon.

- a. List view
- b. Map view
- c. Calendar view

4. You will see a short preview of what the volunteer event will entail. You can either press sign up for here OR click more.

The screenshot shows a dark blue header with the date 'MONDAY, 6/2/2025'. Below the header is a green box with a yellow 'SIGN UP' button. The event title is 'Cooler Pack Table Volunteer MWF'. The event details are: 'Mon, June 2 at 7 AM - 9 AM (2 hours)' and '2 slots remaining'. The location is '2900 Wilson Ave SW suite 500, Grandville, MI, USA'. The event description includes: 'Follow MOWWM staff guidance, which may change with the needs of each day', 'Assemble delivery bags with a prepared meal and sides following Food Safety Guidelines', 'Efficiently prepare coolers for delivery with delivery bags and cold packs', 'Tag and stage coolers for delivery as requested by MOWWM staff', 'Use coolers to bay area for driver pick up', 'Move coolers between Pack Table and Delivery Staging areas', and 'Maintain a positive and pleasant environment with staff and other volunteers'. The 'Parking' section states: 'Upon arrival park in the parking lot off of White Street, head up the ramp, and check in using the tablet. MOWWM staff will be there to guide you'. A yellow 'MORE' button is located at the bottom of the event preview.

5. Then Click Sign up

6. Type Yes or Y

Cooler Pack Table Volunteer MWF ⌚ Monday, June 2 • 7 am - 9 am (2 hours)

Event Registration Question

Are you sure you want to sign up for this volunteer opportunity?

Y

EXIT NEXT

7. (You can add the volunteer event to your calendar)

Cooler Pack Table Volunteer MWF ⌚ Monday, June 2 • 7 am - 9 am (2 hours)

Complete

✓ Registration complete

✉ EMAIL ME A COPY OF THIS INFORMATION

📅 ADD THIS EVENT TO MY CALENDAR

📍 2900 Wilson Ave SW suite 500, Grandville, MI, USA

Thank you for volunteering your time with Meals on Wheels Western Michigan as a pack table volunteer! Just a few reminders below:

Dress Code

FINISH

8. Select finish

9. Now you're signed up for a volunteer event at Meals on Wheels Western Michigan